

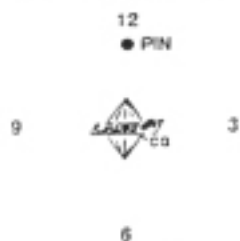


BUZZSAW/C

DRILLING SPECIFICATIONS

PIN POSITION

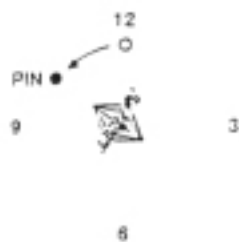
THE Buzzsaw/C's 12 O'CLOCK PIN, RELATIVE TO THE CG, MAKES THIS BALL DRILLER FRIENDLY FOR RIGHT OR LEFT HANDED BOWLERS.



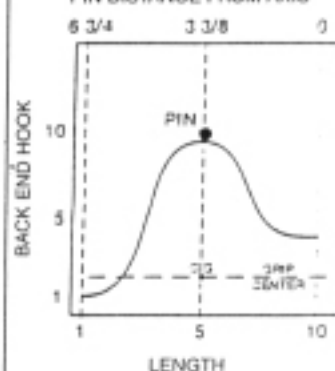
TURNING THE PIN TOWARDS THREE O'CLOCK, RELATIVE TO THE CG, WILL INCREASE YOUR LENGTH.



TURNING THE PIN TOWARDS NINE O'CLOCK, RELATIVE TO THE CG, WILL DECREASE YOUR LENGTH.



PIN DISTANCE FROM AXIS



DRILLING RECOMMENDATIONS

LABEL



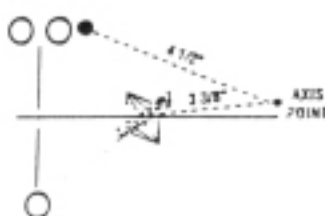
LENGTH 6
BACK-END 8

LABEL



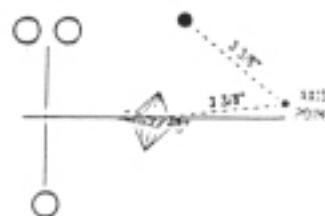
LENGTH 2
BACK-END 3

C.G. LEVERAGE



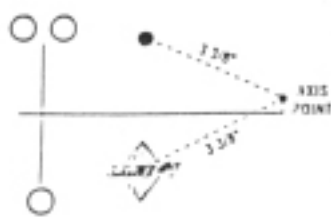
LENGTH 3
BACK-END 7

MAXIMUM LEVERAGE



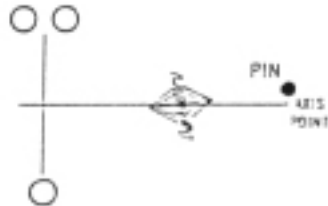
LENGTH 5
BACK-END 10

THUMB LEVERAGE



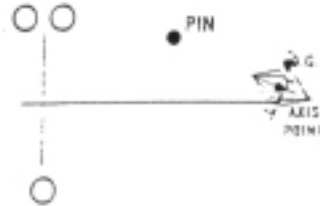
LENGTH 3
BACK-END 9

PIN AXIS



LENGTH 10
BACK-END 4

C.G. AXIS



LENGTH 5
BACK-END 5

NOTES

1. POS. SIDE, FINGER & TOP WT. INCREASE LENGTH AND BACK-END.
2. NEG. SIDE, THUMB & BOTTOM WT. DECREASE LENGTH AND BACK-END.
3. AXIS HOLES DECREASE FLAIR AND BACK-END.
4. 9" HOLES INCREASE FLAIR AND BACK-END.
5. PIN IN BALLS DECREASE LENGTH.